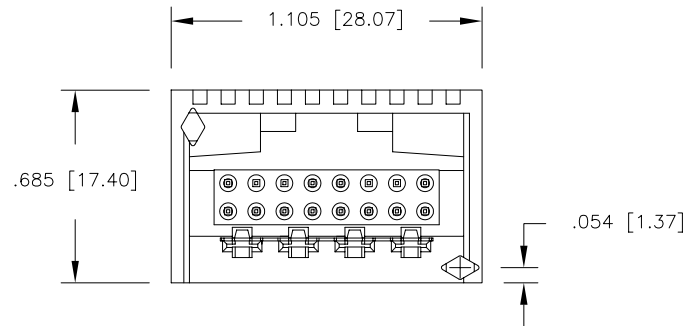
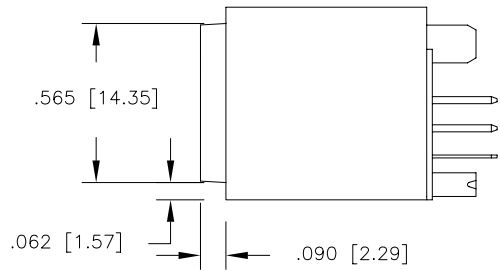
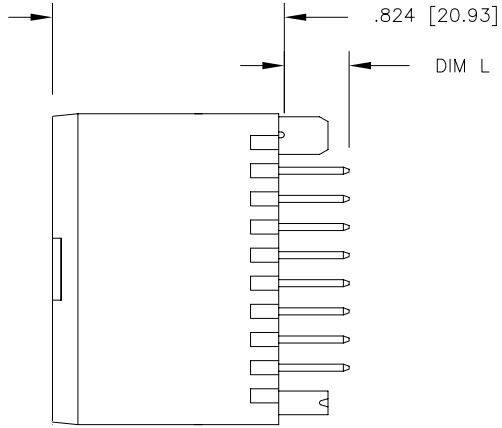


PRODUCT NUMBER  
SEE TABLE



mat'l. code			surface ISO 1302 ✓		tolerance ISO 406 ISO 1101		projection INCH/MM		product family LATCH-N-LOK			
ltr			ecn no		dr		date		tolerances unless otherwise specified		title	
C	V00432	TFG	2/15/00	angles	linear	.XX±.01/.3	INCH/MM		2X8 LNL VERTICLA HEADER ASSEMBLY			
D	V01795	TFG	9/11/00	0°±2'	linear	.xxx±.005/.13	scale 1:1		dwg no			
E	V10425	TFG	2/12/01			.xxx±.0020/.051	FCJ		sheet 1 of 2 size			
F	M04-0230	MHT	12/8/04	dr	M. CORNMAN	6/20/90			69904			
G	M05-0052	ERE	3/19/05	engr	D. HORCHLER	6/20/90			A3			
H	M06-0285	AGS	7/28/08	chr	D. HORCHLER	6/20/90			type			
J	M06-0365	AGS	9/20/06	appd	D. HORCHLER	6/20/90			Product Customer Drawing			
sheet	revision	J	J									
index	sheet	1	2									



Copyright FCI

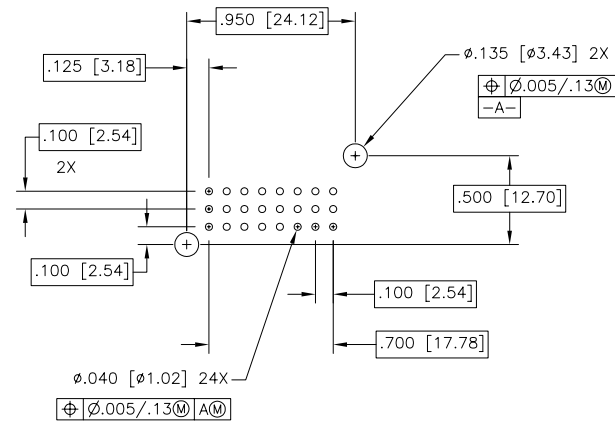
69904-XXXLF

LEAD FREE OPTION (6) (8)

	COLOR (4)	
1	70343 LT GRAY	OBS
2	80166 OFF WHITE	
3	70634 DK GRAY	OBS
4	701 BLACK	
5	70511 SLATE GRAY	OBS
7	70455 SILVER GRAY	
8	80189 PEARL WHITE	OBS
9	70419 PEBBLE GRAY	

	PLATING (9)
0	30u" GXT
3	30u" AU OVER 50u" NI
5	50u" AU OVER 50u" NI

	PIN LENGTH
	DIM L
0	.130/3.30
1	.230/5.84
2	.318/8.08



RECOMMENDED PCB LAYOUT

NOTES:

- HEADER SHROUD MAT'L: POLYCARBONATE 94 V-O RATED.
- GROUND CONTACT  
MAT'L: 3/4 HARD PHOS. BRONZE  
PLATING: 100-160u"/2.54-4.06u" TIN.
- SIGNAL CONTACT  
MAT'L: 3/4 HARD PHOS. BRONZE  
PLATING: 30u"/.76u" PALLADIUM ALLOY WITH GOLD.
- (4) NUMBERS SHOWN ARE FOR G.E. LEXAN AND ARE FOR REFERENCE ONLY.
- (5) THIS ASSEMBLY UL APPROVED PER FILE E66906 VOL. 1, SEC. 84, AND CSA APPROVED PER MASTER FILE LR46923.
- (6) ADD LF SUFFIX AT THE END OF PART NUMBER FOR LEAD FREE OPTION.
- (7) THE HOUSING WILL WITHSTAND EXPOSURE TO 260°C PEAK TEMPERATURE FOR 15 SECONDS IN A WAVE SOLDER APPLICATION WITH A 1.5mm MINIMUM THICK CIRCUIT BOARD. SEE APPLICATION NOTES/PROCEDURES IF THEY ARE AVAILABLE.
- (8) THIS PRODUCT MEETS EUROPEAN UNION DIRECTIVES AND OTHER COUNTRY REGULATION AS DESCRIBED IN GS-22-008.
- (9) PLATING OPTIONS:  
MAY BE EITHER GOLD OR GXT PLATED AT MANUFACTURER'S OPTION.

mat'l. code		surface ISO 1302 ✓		tolerance ISO 406 ISO 1101		projection INCH/MM		product family LATCH-N-LOK	
ltr		ecn no dr		date		tolerances unless otherwise specified		title	
J						.XX±.01/.3 linear .XXX±.005/.13 0'±2'		2X8 LNL VERTICLA HEADER ASSEMBLY	
						scale 1:1		sheet 2 of 2 size	
				dr M. CORNMANN 6/20/90		FCI		69904 A3	
				enrg D. HORCHLER 6/20/90				type Product Customer Drawing	
				chr D. HORCHLER 6/20/90					
				appd D. HORCHLER 6/20/90					
sheet index		revision sheet							



Copyright FCI